

Equity Market Summary

Today, the Nigerian Stock Exchange Market closed on a negative note following share price depreciation in ZENITHBA (-4.35%) and TRANSCOR (-1.98%). As a result, the benchmark All-Share Index (NGX-ASI) fell by 0.19% to close at 140,295.49 points. Year to date returns weakened to settle at 36.31%, while market capitalisation closed at N88.77tn. Activity level in the market declined with the total value and volume of stocks traded falling by 63.28% and 50.83% to settle at N10.39bn and 435.14mn units respectively.

Corporate Actions

- Universal Insurance Plc – Quarter 5 – Financial Statement for 2024

Top Five Gainers

The top Five (5) gainers out of Seventeen (17) stocks that appreciated in the market today.

Symbol	Opening Price (N)	Closing Price (N)	Change (%)
LEARNAFRCA	7.10	7.80	9.86%
UNIONDICON	11.20	12.10	8.04%
PRESTIGE	1.63	1.74	6.75%
ACADEMY	9.00	9.55	6.11%
OMATEK	1.32	1.4	6.06%

Top Five Losers

The top Five (5) losers out of Thirty-One (31) stocks that depreciated in the market today.

Symbol	Opening Price (N)	Closing Price (N)	Change (%)
JOHNHOLT	7.00	6.30	(10.00%)
LASACO	3.32	3.00	(9.64%)
GUINEAINS	1.54	1.42	(7.79%)
UNIVINSURE	1.28	1.20	(6.25%)
NSLTECH	0.90	0.85	(5.56%)

NGX ASI Performance Indicators

The market was bearish with the ASI falling by 0.19% to close at 140,295.49 points.

Headline	Value	1 Day Change	YTD
NGX ASI	140,295.49	(0.19%)	36.31%
Mkt. Cap (N'bn)	88,769.30	(0.19%)	41.44%
Mkt. Cap (\$'mn)	57,812.29	(0.19%)	41.47%
Value (N'mn)	10,391.10	(63.28%)	N/A
Value (\$'mn)	0.28	(50.83%)	
Volume (units 'mn)	435.14	(50.83%)	
Deals	25,609.00	(2.19%)	
Market Breadth	0.5x	N/A	

Top Five Traded Volume

VFDGROUP recorded the highest traded volume.

Symbol	Closing Price (N)	Daily Volume (Units)
VFDGROUP	11.00	49,290,627.00
NSLTECH	0.85	33,173,640.00
ACCESSCORP	26.50	26,854,261.00
GTCO	92.00	21,331,899.00
FIRSTHOLDCO	32.50	19,932,245.00

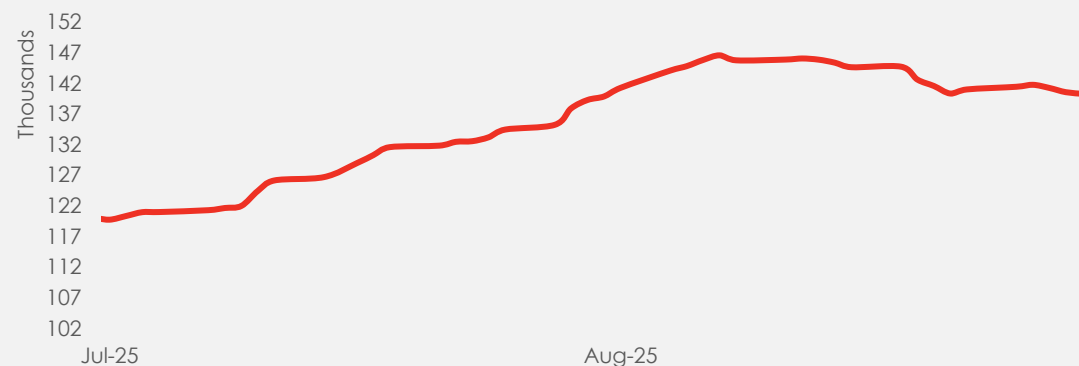
Top Five Traded Value

GTCO recorded the highest traded value.

Symbol	Closing Price (N)	Daily Value (N)
GTCO	92.00	1,965,170,691.35
ZENITHBANK	66.00	1,174,818,285.75
WAPCO	130.00	932,843,804.75
ACCESSCORP	26.50	716,975,247.10
FIRSTHOLDCO	32.50	646,667,101.60

NGX ASI Performance Indicators

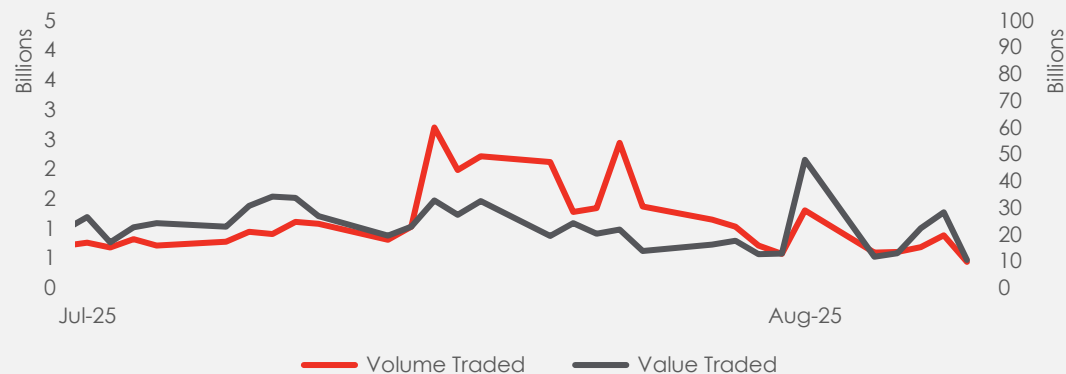
Nigerian Exchange All-Share Index (NGX)
NGX-ASI down 0.19% to close at 140,259.49



Trading Activity

Trade Activities


Market activity improved with the total value and volume of stocks traded rising by 63.28% and 50.83%.



Relative Strength Index (RSI)

Technical Indicator of Market Position: Relative Strength Index (RSI) on NGX

RSI fell to the Oversold region and increased by 2.91% to settle at 20.0



Sector Performance

On a sectorial level, performance was bearish as Three (3) out of Five (5) sectors under our coverage closed in the red zone.

Sectors	1 Day Change	Month To Date Change	YTD	P/E(x)	Div. Yield
Banks	(0.9%)	(5.1%)	40.9%	1.7	7.0%
Consumer	0.1%	8.9%	84.2%	n.a	1.4%
Industrial	0.0%	1.8%	39.3%	14.1	3.6%
Insurance	(1.5%)	44.3%	78.8%	13.7	2.4%
Oil & Gas	(0.5%)	(4.0%)	(12.2%)	11.5	4.1%
Mkt. Avg. P/E	7.4		Mkt. Avg. Div. Yid	3.3%	

Global Equities Market

US stocks fell Friday, falling back from record levels as investors bank profits after a solid month amid few signs of excessive inflationary pressures.

Index	Current	% Δ DoD	% Δ WTD	% Δ YTD
S&P 500	6,480.80	(0.70%)	(0.20%)	9.70%
Dow Jones	45,512.60	(0.40%)	(0.40%)	6.90%
Nasdaq	21,513.00	(1.10%)	0.10%	11.20%
FTSE 100	9,221.70	(0.20%)	(1.30%)	12.60%
NIKKEI	42,718.50	(0.30%)	0.00%	7.10%

Pan African Equities Market (ASI)

In the Pan African Equities Market, performance was bullish as Seven (7) Indices rose.

Equities Market	Level	1 Day Change	YTD	P/E (x)	Div. Yld
BRVM	319.30	0.10%	15.70%	n.a.	7.00%
Egypt	35,727.20	0.10%	20.10%	8.10	2.40%
Ghana	7,330.70	(0.10%)	49.90%	7.40	2.80%
Kenya	172.60	0.30%	39.80%	7.30	6.40%
Mauritius	2,447.80	0.10%	1.90%	6.60	4.80%
Morocco	467.8	(0.50%)	34.70%	n.a	2.10%
MSCI FM	703.1	0.40%	32.00%	n.a	3.50%
South Africa	101,863.10	0.00%	21.10%	15.00	3.30%
Tunisia	11,914.70	0.10%	19.70%	26.80	1.90%
Zimbabwe	46,608,980.00	0.70%	(4.20%)	na	6.20%
Nigeria (NGX)	140,295.49	(0.19%)	36.31%	7.39	3.00%

Global Fixed Income Market

We observed bearish sentiments in the Global Fixed Income Market.

Index	Current	% Δ DoD	% Δ WTD
US-10Y	4.2	0.20%	(0.20%)
UK-10Y	4.7	0.20%	0.20%
JP-10Y	1.6	(0.20%)	(0.20%)
DE-10Y	2.7	0.20%	0.00%

Global Currency Market

The US Dollar recorded mixed performances against other major global currencies.

Currencies	Current	% Δ DoD	% Δ WTD	% Δ YTD
GBP/USD	1.3	(0.30%)	(0.40%)	7.60%
EUR/USD	1.2	(0.10%)	(0.40%)	12.70%
JPY/USD	0.0	0.10%	0.10%	(6.40%)
CNY/USD	0.1	0.00%	(0.50%)	(2.30%)

Key:

YTD – Year to Date change