

## Equity Market Summary

Today, the Nigerian Stock Exchange Market closed on a slightly positive note following share price appreciation in DANGCEM (+3.67%) and TRANSCOR (+3.92%). As a result, the benchmark All-Share Index (NGX-ASI) rose by 0.41% to close at 139,863.52 points. Year to date returns rose to 35.89%, while market capitalisation closed at N88.42tn. Activity level in the market was mixed with the total value of stocks traded declining by 1.54% to settle at N33.65bn. Meanwhile, the total volume of stocks traded rose by 22.48 to settle at 1.11 billion units.

## Corporate Announcements

- Aradel Holdings Plc releases Q2-2025 Financial Statement.
- Cornerstone Plc releases Q2-2025 Financial Statement.
- Custodian Investment Plc declares an interim dividend of 25 Kobo for every share of 50 Kobo each..

## Top Five Gainers

The top Five (5) gainers out of Twenty-Seven (27) stocks that appreciated in the market today.

Symbol	Opening Price (N)	Closing Price (N)	Change (%)
WEMABANK	20.00	22.00	10.00%
UACN	73.00	80.30	10.00%
GUINNESS	106.45	117.05	9.96%
SKYAVN	81.90	90.05	9.95%
MULTIVERSE	9.90	10.85	9.60%

## Top Five Losers

The top Five (5) losers out of Fifty-Two (52) stocks that depreciated in the market today.

Symbol	Opening Price (N)	Closing Price (N)	Change (%)
FTNCOCOA	6.30	5.67	(10.00%)
LEARNAFRCA	7.00	6.30	(10.00%)
MANSARD	13.00	11.70	(10.00%)
IKEJAHOTEL	23.10	20.80	(9.96%)
NPFMCRFBK	3.42	3.08	(9.94%)

## NGX ASI Performance Indicators

The market was bullish with the ASI rising by 0.41% to close at 139,863.52 points.

Headline	Value	1 Day Change	YTD
NGX ASI	139,863.52	0.41%	35.89%
Mkt. Cap (N'bn)	88,424.67	0.41%	40.89%
Mkt. Cap (\$'mn)	57,623.61	0.33%	41.01%
Value (N'mn)	33,649.35	(1.54%)	N/A
Value (\$'mn)	0.72	22.38%	
Volume (units 'mn)	1,109.38	22.48%	
Deals	37,370.00	3.73%	
Market Breadth	0.5x	N/A	

## Top Five Traded Volume

FCMB recorded the highest traded volume.

Symbol	Closing Price (N)	Daily Volume (Units)
FCMB	10.00	121,537,300.00
UNIVINSURE	0.78	91,547,120.00
FIDELITYBK	21.05	81,122,278.00
REGALINS	0.80	64,529,938.00
ROYALEX	1.65	47,122,773.00

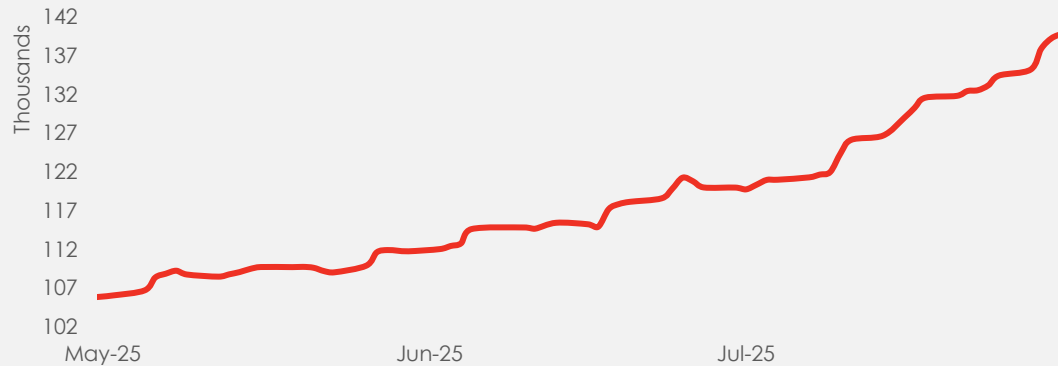
## Top Five Traded Value

WAPCO recorded the highest traded value.

Symbol	Closing Price (N)	Daily Value (N)
WAPCO	149.00	3,534,254,358.45
DANGCEM	528.30	2,853,437,090.30
MTNN	472.00	2,827,202,470.30
GTCO	100.50	2,448,181,658.35
FIDELITYBK	21.05	1,704,417,035.00

## NGX ASI Performance Indicators

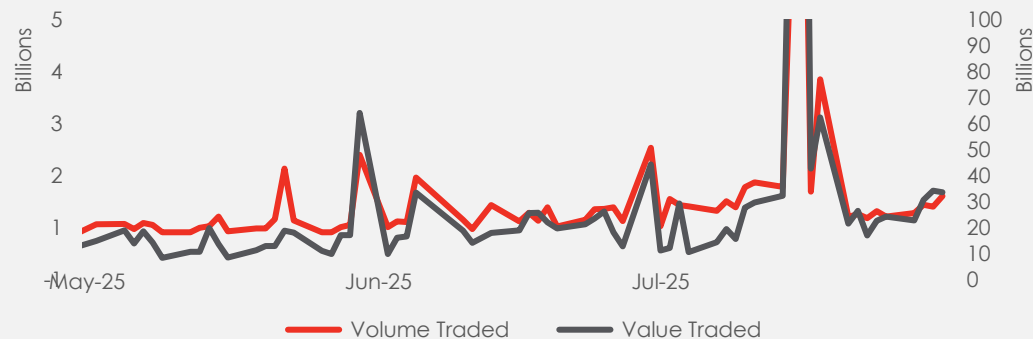
**Nigerian Exchange All-Share Index (NGX)**  
NGX-ASI up 0.41% to close at 139,863.52



## Trading Activity

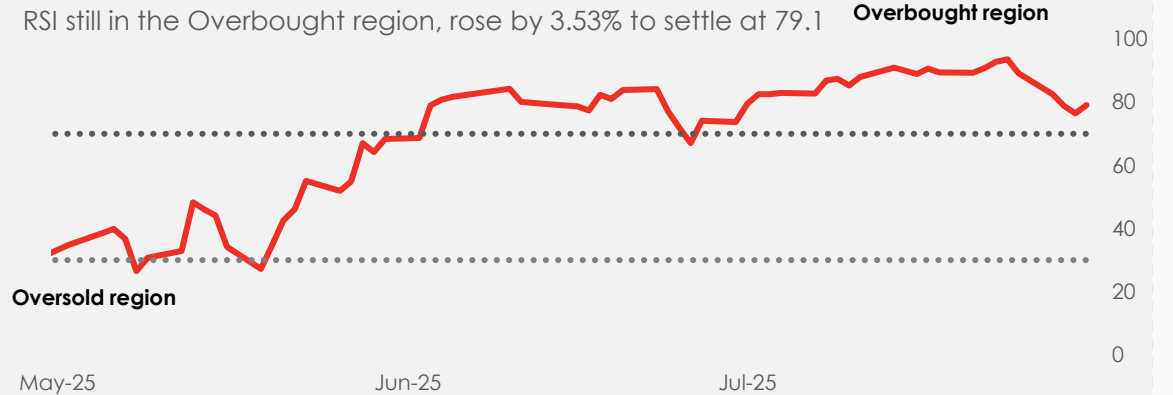
### Trade Activities

Market activity was mixed with the total value of stocks traded declining by 1.54%. Meanwhile, the total volume of stocks traded rose by 22.48%.



## Relative Strength Index (RSI)

**Technical Indicator of Market Position: Relative Strength Index (RSI) on NGX**



## Sector Performance

On a sectorial level, performance was bullish as Three (3) out of the Five (5) sectors under our coverage closed in the green zone.

Sectors	1 Day Change	Month To Date Change	YTD	P/E(x)	Div. Yield
Banks	0.1%	25.8%	48.5%	1.8	6.6%
Consumer	0.0%	11.1%	69.2%	n.a	0.7%
Industrial	1.4%	34.3%	36.8%	13.6	3.7%
Insurance	(4.3%)	17.7%	23.9%	6.3	3.5%
Oil & Gas	0.9%	1.7%	(8.6%)	7.9	3.8%
Mkt. Avg. P/E	8.3		Mkt. Avg. Div. Yid		3.1%

### Global Equities Market

U.S. stocks rose on Thursday, buoyed by strong quarterly results from tech giants Microsoft and Meta Platforms as investors waded through a deluge of economic data.

Index	Current	1 Day Change	Week to Date Change	% Δ YTD
S&P 500	6,414.80	0.80%	0.40%	9.10%
Dow Jones	44,539.50	0.20%	(0.80%)	4.70%
Nasdaq	21,382.30	1.20%	1.30%	10.70%
FTSE 100	9,152.40	0.20%	0.40%	12.00%
NIKKEI	41,069.80	1.00%	(0.90%)	2.90%

### Pan African Equities Market (ASI)

In the Pan African Equities Market, performance was bearish as Five (5) Indices fell.

Equities Market	Level	1 Day Change	YTD	P/E (x)	Div. Yld
BRVM	310.39	(0.12%)	12.63%	n.a.	7.10%
Egypt	34,198.00	1.00%	15.00%	8.10	2.40%
Ghana	7,012.80	3.50%	43.40%	5.80	2.80%
Kenya	160.2	(2.10%)	29.80%	7.30	6.90%
Mauritius	2,427.90	0.10%	(1.00%)	6.50	4.80%
Morocco	451.3	0.00%	29.90%	n.a	2.30%
MSCI FM	664.4	(0.10%)	24.70%	n.a	3.80%
South Africa	98,751.10	(0.60%)	17.40%	17.50	3.40%
Tunisia	11,835.00	(0.20%)	18.90%	26.80	1.90%
Zimbabwe	43,832,270.0	0.00%	(9.90%)	na	6.60%
Nigeria (NGX)	139,863.52	0.41%	35.89%	8.26	3.00%

### Global Fixed Income Market

We observed mixed sentiments in the Global Fixed Income Market.

Index	Current	1 Day Change	Week to Date Change
US-10Y	4.3	(0.20%)	(0.30%)
UK-10Y	4.6	(0.20%)	(0.50%)
JP-10Y	1.5	0.00%	(0.40%)
DE-10Y	2.7	0.00%	(0.10%)

### Global Currency Market

The US Dollar recorded Bullish performances against other major global currencies.

Currencies	Current	1 Day Change	Week to Date Change	% Δ YTD
GBP/USD	1.3	(0.20%)	(1.70%)	5.50%
EUR/USD	1.1	0.10%	(2.70%)	10.30%
JPY/USD	0.0	0.70%	2.00%	(4.20%)
CNY/USD	0.1	0.00%	0.40%	(1.40%)

### Key:

YTD – Year to Date change